

# VIVEKANANDA COLLEGE

## Employers Feedback Report

Session: 2021-22

● 269, Diamond  
Harbour Road,  
Thakurpukur Kolkata  
- 700063

● 91-33-24073773

For the NAAC AQAR (2021-22), the college obtains feedback from Employers of different disciplines on the syllabus through the college website. The questionnaire has been framed covering social, economic and contemporary aspects of syllabus. Employers have rated the question in a scale of E to A where E = Very poor; D = Poor; C = Satisfactory; B = Good; A = Excellent. The feedback is calculated in the numerical scale of 0 - 4 where 0 stands for E, i.e., Very poor and 4 stands for A, i.e., Excellent. The analysis of Employers feedback is presented below:

### Feedback on Curriculum

#### Question Wise Score

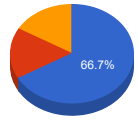
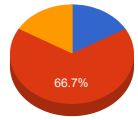
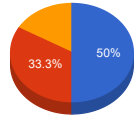
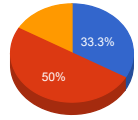
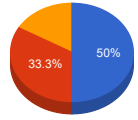
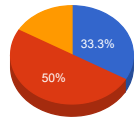
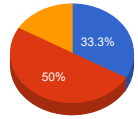
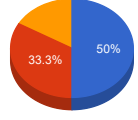
Sl No.	Question	Score
OVERALL AVERAGE SCORE		3.27
1	The curriculum prescribed by the university is effective in developing innovative thinking.	3.5
2	The Syllabus is effective in developing skill oriented human resources.	3
3	Rate the effectiveness of the curricula for development of entrepreneurship.	3.33
4	The syllabus has good balance between theory and application.	3.17
5	Current syllabus is job-oriented, skill-based and value oriented.	3.33
6	The present syllabus helps in bridging the gap between industry, society and academic institution.	3.17
7	The Courses offered provide solution to issues relevant to Gender, Environment and Sustainability.	3.17
8	The syllabus enhances communication skills.	3.33
9	The syllabus provides ability to manage relationships in the workplace.	3.17
10	The syllabus provides ability to work in a group and leaderships skills.	3.5

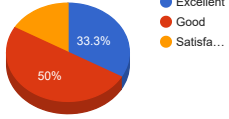
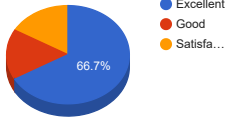
# VIVEKANANDA COLLEGE

## Employers Feedback

Session: 2021-22

### Question Wise Feedback Statistics Graphs

Sl No.	Question	Statistics Graphs
1	The curriculum prescribed by the university is effective in developing innovative thinking.	 <ul style="list-style-type: none"> <li>● Excellent</li> <li>● Good</li> <li>● Satisfis...</li> </ul>
2	The Syllabus is effective in developing skill oriented human resources.	 <ul style="list-style-type: none"> <li>● Excellent</li> <li>● Good</li> <li>● Satisfis...</li> </ul>
3	Rate the effectiveness of the curricula for development of entrepreneurship.	 <ul style="list-style-type: none"> <li>● Excellent</li> <li>● Good</li> <li>● Satisfis...</li> </ul>
4	The syllabus has good balance between theory and application.	 <ul style="list-style-type: none"> <li>● Excellent</li> <li>● Good</li> <li>● Satisfis...</li> </ul>
5	Current syllabus is job-oriented, skill-based and value oriented.	 <ul style="list-style-type: none"> <li>● Excellent</li> <li>● Good</li> <li>● Satisfis...</li> </ul>
6	The present syllabus helps in bridging the gap between industry, society and academic institution.	 <ul style="list-style-type: none"> <li>● Excellent</li> <li>● Good</li> <li>● Satisfis...</li> </ul>
7	The Courses offered provide solution to issues relevant to Gender, Environment and Sustainability.	 <ul style="list-style-type: none"> <li>● Excellent</li> <li>● Good</li> <li>● Satisfis...</li> </ul>
8	The syllabus enhances communication skills.	 <ul style="list-style-type: none"> <li>● Excellent</li> <li>● Good</li> <li>● Satisfis...</li> </ul>

SI No.	Question	Statistics Graphs								
9	The syllabus provides ability to manage relationships in the workplace.	 <table border="1"> <thead> <tr> <th>Category</th> <th>Percentage</th> </tr> </thead> <tbody> <tr> <td>Excellent</td> <td>33.3%</td> </tr> <tr> <td>Good</td> <td>50%</td> </tr> <tr> <td>Satisfactory</td> <td>16.7%</td> </tr> </tbody> </table>	Category	Percentage	Excellent	33.3%	Good	50%	Satisfactory	16.7%
Category	Percentage									
Excellent	33.3%									
Good	50%									
Satisfactory	16.7%									
10	The syllabus provides ability to work in a group and leaderships skills.	 <table border="1"> <thead> <tr> <th>Category</th> <th>Percentage</th> </tr> </thead> <tbody> <tr> <td>Excellent</td> <td>66.7%</td> </tr> <tr> <td>Good</td> <td>16.7%</td> </tr> <tr> <td>Satisfactory</td> <td>16.7%</td> </tr> </tbody> </table>	Category	Percentage	Excellent	66.7%	Good	16.7%	Satisfactory	16.7%
Category	Percentage									
Excellent	66.7%									
Good	16.7%									
Satisfactory	16.7%									